

2025



2026 4

2025

| | | | |
|--|--|--|--|
| | | | |
| | | | |

" "


"

3,070,283,398**10****8.00****0**

3,073,421,680

3,138,282

C



| | |
|-------|----|
| | 1 |
| | 6 |
| | 10 |
| | 42 |
| | 60 |
| | 70 |
| | 78 |
| | 79 |

| | | |
|------|--|--|
| | | |
| | | |
| | | |
| | | |
| PPS | | |
| PPA | | |
| HSE | | |
| CNAS | | |
| DSC | | |
| ARC | | |
| RC1e | | |
| IPDA | | |
| HDI | | |
| CFD | | |
| MKB | | |
| PI | | |
| PSU | | |
| CAGR | | |



002001

2

| | | | | |
|--|------------------|------------------|------------------|------------------|
| | | | | |
| | 5,439,577,817.97 | 5,661,055,018.81 | 5,541,468,928.14 | 5,609,260,115.66 |
| | 1,879,910,462.58 | 1,723,413,516.58 | 1,717,397,711.55 | 1,443,477,534.58 |
| | 1,879,705,376.85 | 1,798,857,163.71 | 1,654,407,973.04 | 1,404,967,961.43 |
| | 1,595,982,605.81 | 1,646,745,196.50 | 2,399,461,116.94 | 3,155,242,421.67 |

| | | | | |
|--|----------------|----------------|---------------|--|
| | 2025 | 2024 | 2023 | |
| | -12,973,451.08 | 19,289,871.70 | 5,426,533.21 | |
| | 85,292,283.03 | 71,547,646.34 | 63,050,565.94 | |
| | -18,236,228.19 | -36,923,997.96 | 34,458,488.77 | |
| | | | 465,887.82 | |
| | | 808,128.72 | 12,715,401.91 | |

44,

2025

| | 2025 | 2024 | 2023 |
|--|------|------|-------------|
| | | | -847,442.05 |

| |
|--|
| |
| |
| |

+ " " + "

100

"

1

j

E

A

C

D3


Q10

B5

B6

B12

" + "



PPS

IPDI




A

D3

2

1



"



2

"

"

3

" "+" "+" "

2025

"

"

2,225,136.19

2.97%

676,419.92

15.26%

50

1

2

3

18 /

7

0.1% 0.25%
0.1%

" 21 "

5 2025 500

" "

2024 465
5.9% 63.3
24.5 186 38.8 279⁶
2025 411.41 6% 2029
534 6.8%⁷

8

5
6
7 Technavio&Infiniti Research
8

" "
<https://mp.weixin.qq.com/s/Mv7bZUVoAITZlxKlJbdaSA>
2025-2029 -

5G

PPA

PPS

PI

PPA PPS PSU

1.8% 2025

AI

2023-2028

7.2% 2028

24.6 9

PPS

2024

16.20

2032

23--

1

" " " " "

" " " "

" "

" "

2

" "

CysBio

600M

100

2025

3

" "

" " HSE

7S

4

5

" " " " "

"

"

"

2

GUCDC2025 "The Most Popular Global Employer"

"

"

1

"

2

1

| | 2025 | | 2024 | | |
|--|-------------------|--------|-------------------|--------|--------|
| | | | | | |
| | 22,251,361,880.58 | 100% | 21,609,592,228.45 | 100% | 2.97% |
| | 20,037,146,404.03 | 90.05% | 19,841,914,590.63 | 91.82% | 0.98% |
| | 2,214,215,476.55 | 9.95% | 1,767,677,637.82 | 8.18% | 25.26% |
| | 14,784,368,525.95 | 66.45% | 15,054,507,596.05 | 69.67% | -1.79% |
| | 3,865,554,569.03 | 17.37% | 3,916,222,222.32 | 18.12% | -1.29% |
| | 2,114,793,685.42 | 9.50% | 1,676,206,286.32 | 7.76% | 26.17% |
| | 1,486,645,100.18 | 6.68% | 962,656,123.76 | 4.45% | 54.43% |
| | 9,320,482,853.62 | 41.89% | 9,556,369,337.03 | 44.22% | -2.47% |
| | 12,930,879,026.96 | 58.11% | 12,053,222,891.42 | 55.78% | 7.28% |
| | 16,971,082,948.15 | 76.27% | 16,478,446,865.46 | 76.26% | 2.99% |
| | 5,280,278,932.43 | 23.73% | 5,131,145,362.99 | 23.74% | 2.91% |

2

10%

3

| | | | 2025 | 2024 | |
|--|--|--|--------------|--------------|---------|
| | | | 1,057,395.99 | 1,001,253.71 | 5.61% |
| | | | 1,135,481.37 | 1,020,130.42 | 11.31% |
| | | | 165,953.79 | 87,868.42 | 88.87% |
| | | | 58,490.66 | 42,921.25 | 36.27% |
| | | | 56,545.21 | 43,432.63 | 30.19% |
| | | | 4,831.46 | 6,776.91 | -28.71% |

30%

4

5

| | | 2025 | | 2024 | | |
|--|--|-------------------|--------|-------------------|--------|--------|
| | | | | | | |
| | | 10,714,781,114.15 | 87.28% | 11,126,559,379.63 | 88.43% | -3.70% |
| | | 1,562,114,935.03 | 12.72% | 1,393,190,181.24 | 11.08% | 12.13% |

| | | 2025 | | 2024 | | |
|--|--|------------------|--------|------------------|--------|--------|
| | | | | | | |
| | | 7,697,435,528.80 | 62.70% | 8,496,620,424.57 | 67.53% | -9.41% |
| | | 1,803,127,876.92 | 14.69% | 1,882,262,867.29 | 14.96% | -4.20% |
| | | 1,489,466,307.31 | 12.13% | 1,308,611,295.41 | 10.40% | 13.82% |
| | | 1,286,866,336.15 | 10.48% | 832,254,973.60 | 6.62% | 54.62% |

| | | | |
|---|----|------------------|--------|
| | | | |
| 3 | | 267,711,185.30 | 3.38% |
| 4 | | 257,249,642.99 | 3.25% |
| 5 | | 210,679,523.83 | 2.66% |
| | -- | 1,482,672,481.33 | 18.72% |

| B | | VB5 VB12 VB5 | VB5 | |
|---|--|--------------------|-----|--|
| | | / | | |
| | | VB6 Q10 | | |
| | | CNAS | | |
| | | | | |



| | 2025 | 2024 | |
|-------|-------|-------|--------|
| | 2,841 | 2,867 | -0.91% |
| 30 | 1,223 | 1,315 | -7.00% |
| 30~40 | 1,226 | 1,138 | 7.73% |
| 40 | 392 | 414 | -5.31% |
| | 2,841 | 2,867 | -0.91% |

97.87%

113.81%

| | | | | |
|------|-----------------|--------|--|--|
| | | | | |
| | 140,560,163.60 | 1.79% | | |
| " _" | -53,391,170.13 | -0.68% | | |
| " _" | -235,426,877.98 | -3.00% | | |
| | 18,284,909.92 | 0.23% | | |
| | 22,811,106.04 | 0.29% | | |
| " _" | 12,879,377.53 | 0.16% | | |
| " _" | -1,494,406.52 | -0.02% | | |
| | 252,983,451.94 | 3.22% | | |

1

| | 2025 | | 2025 | | | |
|--|-------------------|--------|-------------------|--------|------|--|
| | | | | | | |
| | 7,966,270,131.17 | 17.47% | 7,936,504,805.65 | 18.46% | 0.99 | |
| | 3,331,434,677.27 | 7.30% | 3,653,676,104.37 | 8.50% | 1.20 | |
| | 4,648,749,467.43 | 10.19% | 4,090,096,841.96 | 9.51% | 0.68 | |
| | 965,350,549.43 | 2.12% | 865,262,148.36 | 2.01% | 0.11 | |
| | 20,298,898,673.14 | 44.51% | 21,915,984,823.43 | 50.98% | 6.47 | |
| | 745,117,350.86 | 1.63% | 571,610,643.68 | 1.33% | 0.30 | |
| | 9,116,717.87 | 0.02% | 13,222,869.09 | 0.03% | 0.01 | |
| | 675,172,682.37 | 1.48% | 1,162,512,239.04 | 2.70% | 1.22 | |
| | 294,819,090.20 | 0.65% | 237,013,669.77 | 0.55% | 0.10 | |
| | 4,187,178,569.02 | 9.18% | 5,327,243,721.25 | 12.39% | 3.21 | |
| | 2,500,183.66 | 0.01% | 3,584,791.02 | 0.01% | | |

2



| | | | | |
|--|----------------|----------------|--|--|
| | | | | |
| | 294,637,253.31 | 271,609,052.35 | | |

1

| | | | |
|--|----------------|------------------|---------|
| | | | |
| | 683,086,983.94 | 1,555,952,289.57 | -56.10% |

2

3

4

1

2

1

0 %

83,002,9

| | | | |
|--|------------|----------|------|
| | 37 - | 22 - | 23 - |
| | 7,307.84 | | |
| | | | |
| | | | |
| | | 5,845.30 | |
| | | | |
| | 2025 04 15 | | |
| | | | |

1

2

10%

| | | | 110,000 | 1,515,183.44 | 1,371,144.47 | 765,559.69 | 349,836.23 | 297,206.39 |
|--|--|--|---------|--------------|--------------|------------|------------|------------|
| | | | 90,000 | 536,921.86 | 402,979.11 | 394,197.22 | 196,546.04 | 181,135.34 |
| | | | 59,000 | 645,823.86 | 567,647.46 | 387,607.06 | 171,571.77 | 148,311.59 |

NHU BESLENME GIDA SANAYİ VE
 TİCARET LİMİTED SİRKETİ
 NHU North As s sAAANUm"

1

" " " "

1

"

"

"

"

2

"

"

3

"

+

+"

4

"

"

2

2026

"

"

"

+"

"

+"

"

"

"

"

1

3

1

2

3

4

5

6

“ ”

ESG



2025 02
27

1

2
3

<http://irm.cninfo.com>

| | | | | 15 | 16 | |
|---------------|---|--|--|----|----|---|
| | | | | 17 | | |
| | | | | 18 | 19 | |
| | | | | 20 | | |
| | | | | 21 | 22 | |
| | | | | 23 | | |
| | | | | 24 | 25 | |
| | | | | 26 | | |
| | | | | 27 | 28 | |
| | | | | 29 | | |
| 2025 06 26 | A | | | 1 | 2 | http://irm.cninfo.com.cn/ssessgs/S002001 |
| | | | | 3 | | |
| | | | | 4 | 5 | |
| | | | | 6 | 7 | |
| | | | | 8 | | |
| | | | | 9 | | 2025 6 26 |
| 2025 08 28 | | | | 1 | 2 | http://irm.cninfo.com.cn/ssessgs/S002001 |
| | | | | 3 | 4 | |
| | | | | 5 | | |
| | | | | 6 | 7 | |
| | | | | 8 | | |
| | | | | 9 | 10 | |
| | | | | 11 | 12 | |
| | | | | 13 | | |
| | | | | 14 | 15 | |
| | | | | 16 | | |
| | | | | 17 | 18 | |
| | | | | 19 | | |
| | | | | 20 | 21 | |
| | | | | 22 | | |
| | | | | 23 | 24 | |
| | | | | 25 | | |
| | | | | 26 | 27 | |
| | | | | 28 | | |
| | | | | 29 | 30 | |
| | | | | 31 | | |
| | | | | 32 | 33 | |
| | | | | 34 | | |
| | | | | 35 | 36 | |
| | | | | 37 | | |
| | | | | 38 | 39 | |
| | | | | 40 | | |
| | | | | 41 | 42 | |
| | | | | 43 | | |
| | | | | 44 | 45 | |
| | | | | 46 | | |
| | | | | 47 | 48 | |
| | | | | 49 | | |
| | | | | 50 | | |



1
3 FH Fund Li J 4
4

2025 09
04

" "

2026 4 16

<http://www.cninfo.com.cn>

" "

2026-008

1

1

2

3

4

5

HSE

1

| | | | | | | | | | | | | |
|--|--|----|--|--|-----------------|-------------|------------|---------|--|--|--|------------|
| | | | | | | | | | | | | |
| | | 64 | | | 1999 2 26 | 2026 9 - | 13,922,998 | | | | | 13,922,998 |
| | | 59 | | | 1999 2 26 | 2026 9 - | - ,595,929 | | | | | - ,595,929 |
| | | 55 | | | 1999 2 26 | 2026 9 - | - ,476,338 | 200,000 | | | | - ,676,338 |
| | | 57 | | | 1999 2 26 | 2026 9 - | 8,879,300 | | | | | 8,879,300 |
| | | 57 | | | 2008 4 12 | 2026 9 - | 459,000 | | | | | 459,000 |
| | | 51 | | | 20- 4 20 | 2026 9 - | - 5,242 | | | | | - 5,242 |
| | | 55 | | | 2023 9 19 | 2026 9 - | | | | | | |
| | | 47 | | | 2020 9 15 | 2026 9 - | | | | | | |
| | | 69 | | | 2023 9 19 | 2026 9 - | | | | | | |
| | | 50 | | | 2023 9 19 | 2026 9 - | | | | | | |
| | | 47 | | | 2023 9 19 | 2026 9 - | | | | | | |

50535

2018

2025



2011 11 11 2026 12 27

2011 11 11 2026 12 27

2011 11 11 2026 12 27

2011 11 11 2026 12 27



0 ΓΕ. ΛΑΒΕΝΤΑ



- 02BC



| | | | | | |
|------|----|----|------|----|----|
| 2016 | 12 | 05 | 2026 | 07 | 25 |
| 2018 | 04 | 20 | | | |
| 2022 | 07 | 21 | | | |
| 2010 | 12 | 02 | | | |
| 2017 | 03 | 20 | | | |
| 2024 | 06 | 21 | | | |
| 2025 | 12 | 11 | 2029 | 12 | 10 |
| 2017 | 09 | 15 | 2027 | 12 | 20 |
| 2016 | 12 | 05 | 2026 | 07 | 25 |
| 2012 | 11 | 30 | | | |
| 2015 | | | | | |

| | | | | | | |
|--|----|----|----|----|----------|----|
| | | | | | | |
| | | 49 | | | 205.51 | |
| | -- | -- | -- | -- | 2,636.42 | -- |



| | | | | | | | |
|--|--|---|------|----|----|--------|---|
| | | | | | | | |
| | | | | | 2 | | |
| | | 5 | 2025 | 12 | 05 | < > | 4 |

1

| | |
|--|--------|
| | 2,067 |
| | 9,441 |
| | 11,508 |
| | 11,508 |
| | 36 |
| | |
| | |
| | 6,991 |
| | 223 |
| | 2,841 |
| | 100 |
| | 1,353 |
| | 11,508 |
| | |
| | |
| | 86 |
| | 1,342 |
| | 4,120 |
| | 3,975 |
| | 1,985 |
| | 11,508 |

| | | | | | | | | |
|---|------|---|----------------|--|---------------|----|----|------|
| 3 | 2025 | 8 | 26 | | 2025 | 9 | 12 | 2025 |
| | 2025 | | | | 2025 | 10 | 20 | 2025 |
| | | | 14,815,692 | | 3,058,605,988 | | 10 | 2.00 |
| | | | 611,721,197.60 | | | | | |

| | |
|--|--|
| | |
| | |
| | |
| | |
| | |
| | |
| | |
| | |

| | | | |
|----|------|------------------|------------------|
| 10 | | 0 | |
| 10 | [1] | 10 | |
| 10 | | 0 | |
| | [2] | 3,070,283,398 | |
| | [3] | 3,067,947,916.00 | |
| | | 0 | |
| | | 3,067,947,916.00 | |
| | | 6,065,699,210.72 | |
| | | 100% | |
| | | | |
| 20 | | | |
| | | | |
| 1 | 2025 | 14,815,692 | 3,058,605,988 |
| | 10 | 2.00 | 611,721,197.60 |
| 2 | 2025 | | 3,070,283,398 |
| | 10 | 8.00 | 0 |
| | | | 2,456,226,718.40 |

3,073,421,680

3,138,282

| | | | |
|------|----|------|----|
| [1] | 10 | 2025 | 10 |
| [2] | | 2025 | |
| [3] | | 2025 | |

5 = F2 A

1

12

2026 1

27 -2027 1 26

24

2

3


1

| | |
|--|------------|
| | |
| | |
| | 2026 04 16 |
| | |
| | |
| | |

[Redacted]

[Redacted]

[Redacted]



| | | |
|----|--|---|
| | | 12 |
| | | http://111.40.190.123:8082/eps/index/enterprise-more?code=91231200MA1B0G117R&uniqueCode=149cc76d634f4473&date=2025&type=true&isSearch=true |
| 12 | | http://111.40.190.123:8082/eps/index/enterprise-list?input=%E9%BB%91%E9%BE%99%E6%B1%9F%E6%96%B0%E5%92%8C%E6%88%90%E7%94%9F%E7%89%A9%E7%A7%91%E6%8A%80&area= |

"

"

"

"

2025

ESG

2026 4 16

2026 4 16

2025

ESG

1



| | | | | | | |
|--|--|--|--|---------------|--|--|
| | | | | | | |
| | | | | 2017 01 12 | | |
| | | | | | | |
| | | | | | | |
| | | | | | | |
| | | | | | | |
| | | | | | | |

2

3

"

"

"

"

| | | | | |
|--|--|-----------|--------|---------|
| | | | | |
| NHU North America LLC | | 2025 1 2 | 25 | 100.00% |
| NHU BESLENME GIDA SANAYI VE TiCARET LiMiTED Sirketi | | 2025 1 17 | 24.69 | 100.00% |
| | | 2025 4 15 | 50,000 | 100.00% |

| | |
|--|-----|
| | |
| | 210 |
| | 1 |
| | |
| | 1 |

2025 12 10

1

2

3

4

5

6

7

1

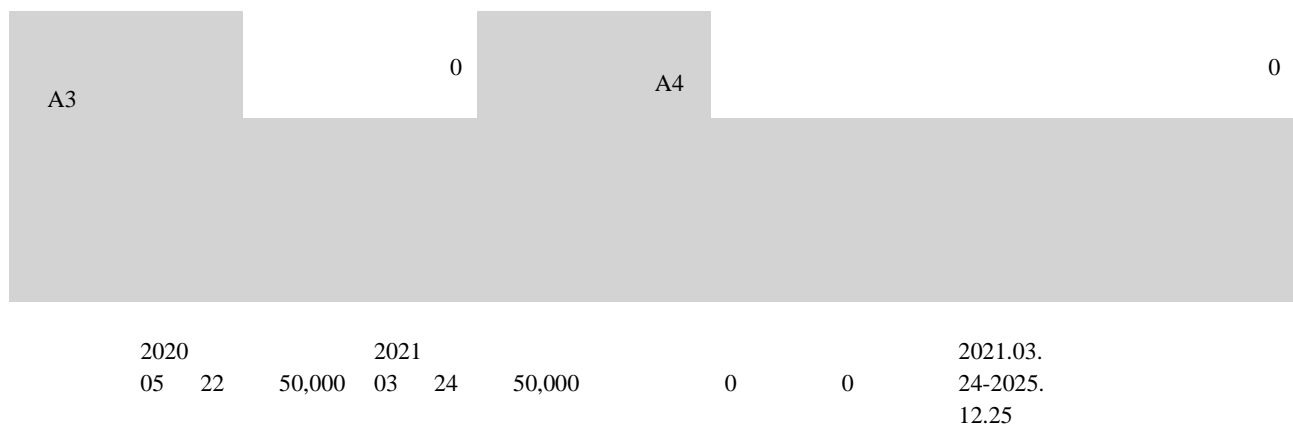
1

2

3

2

| A1 | | | 0 | A2 | | | | | | 0 |
|----|--|--|---|----|--|--|--|--|--|---|



3
b

| | | | |
|----------|------------|----------|------------|
| C1 | | C2 | |
| C3 | 0 | C4 | 0 |
| | | | |
| A1+B1+C1 | 240,000.00 | A2+B2+C2 | 29,876.00 |
| A3+B3+C3 | 491,974.40 | A4+B4+C4 | 281,776.66 |
| A4+B4+C4 | | 8.59% | |
| | | | |
| D | | | 0 |
| 70% E | | | 168,176.66 |
| 50% F | | | 0 |
| D+E+F | | | 168,176.66 |
| | | | |
| | | | |

3

1

| | | | |
|--|--|---------|---|
| | | | |
| | | 215,000 | 0 |

2

4

1

2023 6 26 2023

24 2023

9 25 29,528,181 0.9553%

479,442,157.08 16.2368 /

12 2023 9 26 -2024

9 25 2025 6 26

<http://www.cninfo.com.cn>

2025-034

2024 12 13 17,485,676 3,090,907,356 3,073,421,680

0.9607%

2

2025 4 11

30,000 -60,000 32 /

12

2025 12 31 24,592,592

0.8002% 25.18 / 21.25 / 556,124,778.51

<http://www.cninfo.com.cn>

2026-001

3

2025 8 26

9 12 2025

30 30

MP

3

20

2025

270

<http://www.cninfo.com.cn>

E

2025-041

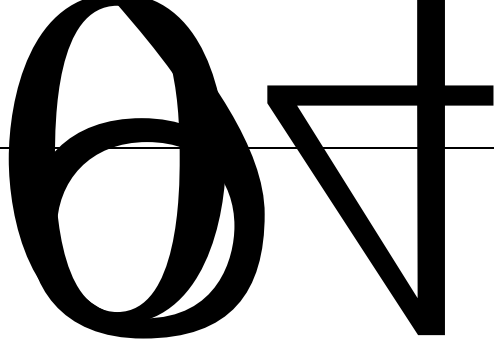
4

1


| | | | | | | | |
|---|---------------|--------|--|----------|----------|---------------|--------|
| | 36,409,752 | 1.18% | | 150,000 | 150,000 | 36,559,752 | 1.19% |
| 1 | | | | | | | |
| 3 | 36,409,752 | 1.18% | | 150,000 | 150,000 | 36,559,752 | 1.19% |
| 4 | 36,409,752 | 1.18% | | 150,000 | 150,000 | 36,559,752 | 1.19% |
| | 3,037,011,928 | 98.82% | | -150,000 | -150,000 | 3,036,861,928 | 98.81% |
| 1 | 3,037,011,928 | 98.82% | | -150,000 | | | |

1

| | | | | | | | | |
|-----|--------|--------|---------------|-------------|---|---------------|--|---|
| | 78,318 | | 78,970 | 8 | 0 | 8 | | 0 |
| 5% | | 10 | | | | | | |
| | | | | | | | | |
| | | 50.08% | 1,539,232,431 | 0 | 0 | 1,539,232,431 | | 0 |
| | | 5.82% | 178,933,588 | 41,109,929 | 0 | 178,933,588 | | 0 |
| | | 0.91% | 28,000,080 | -12,999,920 | 0 | 28,000,080 | | 0 |
| | | 0.88% | 26,930,663 | 0 | 0 | 26,930,663 | | 0 |
| 300 | | 0.82% | 25,320,881 | -1,305,660 | 0 | 25,320,881 | | 0 |
| 300 | | 0.67% | 20,522,382 | -7,976,200 | 0 | 20,522,382 | | 0 |
| | | 0.62% | 19,150,780 | 0 | 0 | 19,150,780 | | 0 |



| | | | | | | |
|-----|-------|------------|----------|------------|------------|---|
| 300 | 0.59% | 18,101,731 | -295,500 | 0 | 18,101,731 | 0 |
| | 0.49% | 15,096,694 | 0 | 0 | 15,096,694 | 0 |
| | 0.47% | 14,595,929 | 0 | 10,946,947 | 3,648,982 | 0 |



2017



| | | | | |
|-----|----------|------------|------------|------------|
| | | | | |
| | | | 26,930,663 | 26,930,663 |
| 300 | | | 25,320,881 | 25,320,881 |
| 300 | | | 20,522,382 | 20,522,382 |
| | | | 19,150,780 | 19,150,780 |
| 300 | | | 18,101,731 | 18,101,731 |
| | | | 15,096,694 | 15,096,694 |
| | | | 13,923,232 | 13,923,232 |
| 10 | 10 10 | | | |
| 10 | 4 | 26,930,563 | 19,150,780 | |
| | | 15,096,694 | | |

10

10

5% 10 10

10 10 /

10 10

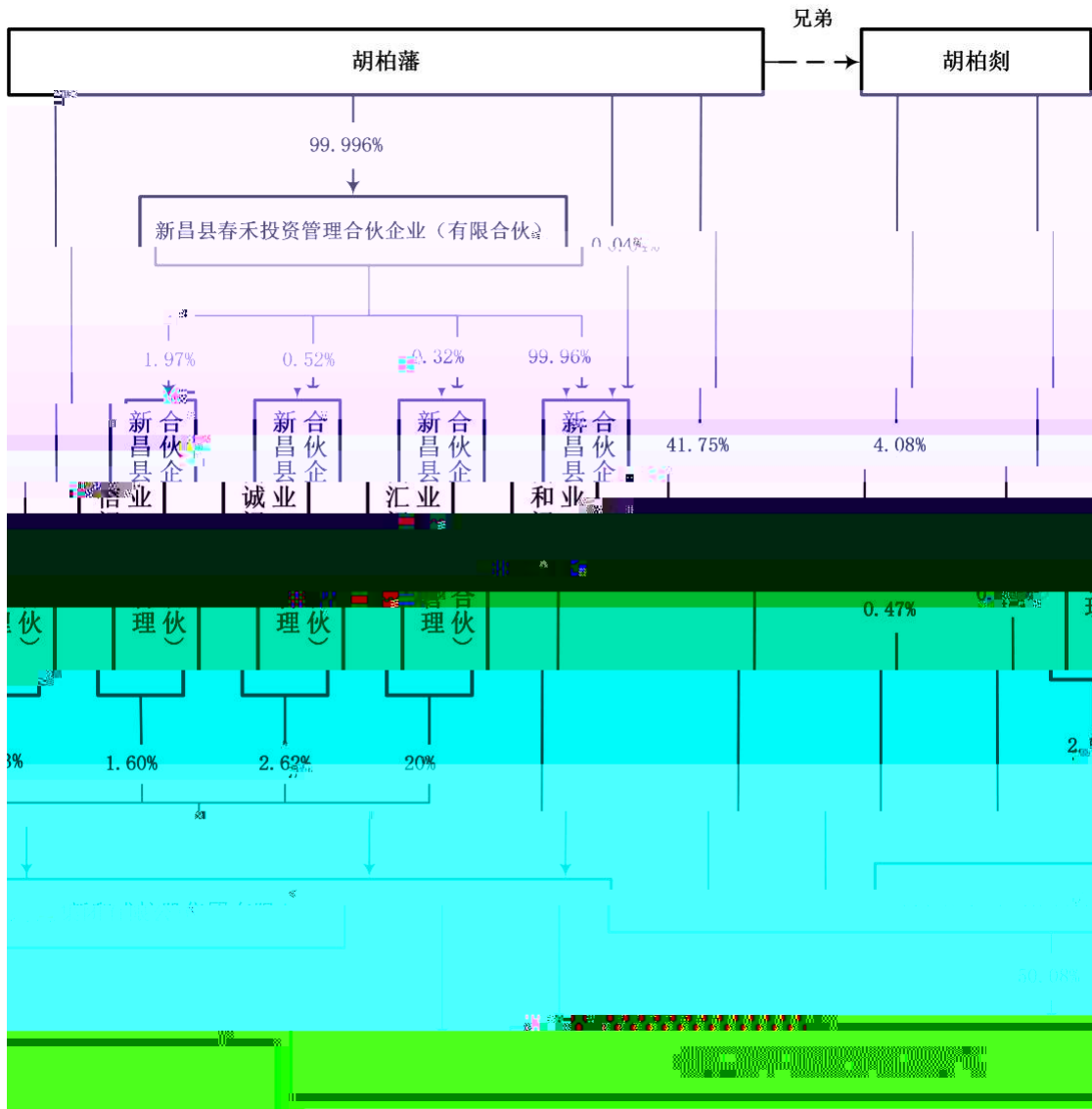
10 10

2

| | | | | |
|--|--------|------------|--------------------|--|
| | / | | | |
| | | 1989 02 14 | 91330624146424869T | |
| | 36.73% | | | |

3

| | | | |
|----|------|--|------|
| | | | |
| | | | |
| | 1962 | | |
| | 1967 | | EMBA |
| 10 | | | 2022 |







2

1

2

3

4

5

6

1

2025 12 31

| | | |
|--|------------------|------------------|
| | | |
| | | |
| | 7,966,270,131.17 | 7,936,504,805.65 |
| | | |
| | | |
| | 2,168,275,092.55 | 745,816.34 |
| | | |

| | |
|-------------------|-------------------|
| | 292,562,093.90 |
| 3,331,434,677.27 | 3,653,676,104.37 |
| 813,062,385.73 | 523,913,135.22 |
| 178,450,145.87 | 163,216,512.08 |
| | |
| 274,052,669.41 | 225,516,143.49 |
| | |
| 4,648,749,467.43 | 4,090,096,841.96 |
| | |
| 55,037,719.63 | 35,969,632.09 |
| 19,435,332,289.06 | 16,922,201,085.10 |
| | |
| | |
| 965,350,549.43 | 865,262,148.36 |
| 60,126,147.55 | 19,498,147.55 |
| | |
| 20,298,898,673.14 | 21,915,984,823.43 |
| 745,117,350.86 | 571,610,643.68 |
| | |
| 9,116,717.87 | 13,222,869.09 |
| 2,590,073,891.40 | 2,482,899,966.19 |
| | |
| 3,622,704.97 | 3,622,704.97 |
| 19,477,100.43 | 33,059,580.89 |
| 2,692,450.99 | 2,106,046.31 |
| 1,476,641,929.78 | 159,664,455.40 |
| 26,171,117,516.42 | 26,066,931,385.87 |

| | | |
|--|-------------------|-------------------|
| | | |
| | 45,606,449,805.48 | 42,989,132,470.97 |
| | | |
| | 675,172,682.37 | 1,162,512,239.04 |
| | | |
| | | 11,151,258.46 |
| | 70,054,101.63 | 159,164,822.28 |
| | 1,780,307,765.08 | 1,685,979,157.55 |
| | | |
| | 294,819,090.20 | 237,013,669.77 |
| | | |
| | | |
| | | |
| | 511,515,144.15 | 473,107,111.45 |
| | 669,468,878.66 | 538,903,915.30 |
| | 131,685,145.99 | 122,424,090.50 |
| | | |
| | | |
| | | |
| | | |
| | 3,165,413,873.49 | 2,465,378,913.94 |
| | 99,358,351.24 | 53,564,334.90 |
| | 7,397,795,032.81 | 6,909,199,513.19 |
| | | |
| | | |
| | 4,187,178,569.02 | 5,327,243,721.25 |
| | | |
| | | |
| | 2,500,183.66 | 3,584,791.02 |
| | | |
| | | |
| | 906,007,748.59 | 1,025,834,591.04 |
| | 152,052,864.16 | 277,719,591.54 |
| | | |
| | 5,247,739,365.43 | 6,634,382,694.85 |
| | 12,645,534,398.24 | 13,543,582,208.04 |

| | | |
|--|------------------|------------------|
| | | |
| | 3,073,421,680.00 | 3,073,421,680.00 |

| | | |
|--|-------------------|-------------------|
| | | |
| | 12,816,459,007.72 | 11,488,137,747.99 |
| | 110,126,147.55 | 69,498,147.55 |
| | | |
| | | |
| | 723,262,231.62 | 757,545,856.68 |
| | 60,024,286.84 | 25,813,815.03 |
| | | |
| | | |
| | 2,308,653.88 | 2,469,722.68 |
| | 155,849,630.44 | 146,947,405.16 |
| | | |
| | | |
| | | |
| | | 389,534.31 |
| | | 605,226.35 |
| | 524,620,404.55 | 55,399,951.70 |
| | 14,392,650,362.60 | 12,546,807,407.45 |
| | 18,569,065,955.12 | 19,519,242,452.37 |
| | | |
| | 170,756,694.44 | 304,056,277.79 |
| | | |
| | | |
| | | 62,937,989.99 |
| | 449,516,671.19 | 156,311,918.60 |
| | | |
| | 6,104,710.14 | 7,720,715.41 |
| | 101,012,594.64 | 89,940,402.47 |
| | 38,789,811.12 | 21,422,158.51 |
| | 24,009,833.99 | 20,443,244.50 |
| | | |
| | | |
| | 2,110,742,905.69 | 1,817,695,895.34 |
| | 4,863,857.53 | 6,244,444.91 |
| | 2,905,797,078.74 | 2,486,773,047.52 |
| | | |
| | 2,560,775,206.87 | 3,020,447,965.04 |
| | | |
| | | |

| | | |
|--|---------------|---------------|
| | 2,486,246.32 | 2,603,650.85 |
| | 15,536,053.20 | 18,171,910.38 |
| | 18,965,367.73 | |

| | 2025 | 2024 |
|------|------------------|------------------|
| | 656,845,768.83 | 595,894,541.26 |
| | 1,099,437,900.40 | 1,036,161,740.50 |
| | -14,746,421.76 | 178,047,841.65 |
| | 223,176,363.34 | 282,180,513.56 |
| | 78,265,146.31 | 126,041,480.98 |
| | 252,983,451.94 | 268,057,018.67 |
| " " | 140,560,163.60 | 77,274,370.60 |
| | 100,113,224.95 | 53,851,462.30 |
| " _" | | |

| | 2025 | 2024 |
|----|------------------|------------------|
| 1. | | |
| 2. | | |
| 3. | | |
| 4. | | |
| 5. | | |
| 6. | -59,755,446.78 | -12,407,389.35 |
| 7. | | |
| | 12,260,589.50 | -9,009,684.09 |
| | 6,790,577,479.87 | 5,875,453,134.15 |
| | 6,740,429,378.51 | 5,856,138,599.27 |
| | 50,148,101.36 | 19,314,534.88 |
| | | |
| | 2.21 | 1.91 |
| | 2.21 | 1.91 |

4

| | 2025 | 2024 |
|------|------------------|------------------|
| | 4,886,474,726.13 | 4,443,985,667.77 |
| | 3,669,576,443.05 | 3,422,591,909.49 |
| | 28,728,430.87 | 15,902,824.62 |
| | 49,502,088.41 | 43,445,215.30 |
| | 182,622,751.68 | 169,928,788.65 |
| | 264,516,970.14 | 224,541,489.04 |
| | 90,506,684.91 | 76,838,195.16 |
| | 129,275,987.41 | 158,660,246.18 |
| | 41,032,895.83 | 83,523,057.29 |
| | 39,838,543.21 | 33,355,311.23 |
| " " | 1,759,147,458.38 | 2,174,759,454.72 |
| | 121,357,538.68 | 34,040,307.12 |
| " -" | | |
| " " | | |
| " " | | |
| " " | 1,800,000.01 | |
| " -" | 44,979,139.87 | 58,079,81/ 1 |

| | 2025 | 2024 |
|-------|------|------|
| " - " | -1, | |

2025

2024



2025

2024

| | 2025 | 2024 |
|--|-------------------|-------------------|
| | 1,993,465,454.40 | 1,121,790,236.14 |
| | 2,119,000,000.00 | 2,000,000,000.00 |
| | 2,119,000,000.00 | 2,000,000,000.00 |
| | 2,415,000,000.00 | 2,394,000,000.00 |
| | 2,895,563,151.47 | 1,539,258,046.63 |
| | 556,698,212.70 | 1,405,443.74 |
| | 5,867,261,364.17 | 3,934,663,490.37 |
| | -3,748,261,364.17 | -1,934,663,490.37 |

| 2025 | | | | | | | | | | | | | |
|------|------------------|--|--|------------------|----------------|----------------|----------------|------------------|--|-------------------|-------------------|----------------|-------------------|
| | | | | | | | | | | | | | |
| | 3,073,421,680.00 | | | 3,132,519,968.42 | | 91,513,343.50 | 106,348,864.91 | 1,545,453,678.00 | | 21,375,740,194.12 | 29,324,997,728.95 | 120,552,533.98 | 29,445,550,262.93 |
| | | | | | | | | | | | | | |
| | | | | | | | | | | | | | |
| | 3,073,421,680.00 | | | 3,132,519,968.42 | | 91,513,343.50 | 106,348,864.91 | 1,545,453,678.00 | | 21,375,740,194.12 | 29,324,997,728.95 | 120,552,533.98 | 29,445,550,262.93 |
| " " | | | | 3,163,285.07 | 556,161,195.70 | -23,769,846.78 | 55,707,508.67 | | | 4,001,716,701.69 | 3,480,656,452.95 | 34,708,691.36 | 3,515,365,144.31 |
| | | | | | | -23,769,846.78 | | | | 6,764,199,225.29 | 6,740,429,378.51 | 50,148,101.36 | 6,790,577,479.87 |
| | | | | | 556,161,195.70 | | | | | | -556,161,195.70 | | -556,161,195.70 |
| 1 | | | | | | | | | | | | | |
| 2 | | | | | | | | | | | | | |
| 3 | | | | | | | | | | | | | |
| 4 | | | | | 556,161,195.70 | | | | | | -556,161,195.70 | | -556,161,195.70 |
| | | | | | | | | | | -2,762,482,523.60 | -2,762,482,523.60 | -15,439,410.00 | -2,777,921,933.60 |
| 1 | | | | | | | | | | | | | |

2025

| | 2024 | | | | | | | | | | | | |
|-----|------------------|--|--|------------------|-----------------|----------------|---------------|------------------|--|-------------------|-------------------|----------------|-------------------|
| | | | | | | | | | | | | | |
| | | | | | | | | | | | | | |
| | 3,090,907,356.00 | | | 3,613,345,485.13 | 500,059,711.25 | 103,920,732.85 | 60,860,818.76 | 1,545,453,678.00 | | 16,890,233,961.50 | 24,804,662,320.99 | 115,045,831.88 | 24,919,708,152.87 |
| | | | | | | | | | | | | | |
| | | | | | | | | | | | | | |
| | 3,090,907,356.00 | | | 3,613,345,485.13 | 500,059,711.25 | 103,920,732.85 | 60,860,818.76 | 1,545,453,678.00 | | 16,890,233,961.50 | 24,804,662,320.99 | 115,045,831.88 | 24,919,708,152.87 |
| “ ” | -17,485,676.00 | | | -480,825,516.71 | -500,059,711.25 | -12,407,389.35 | 45,488,046.15 | | | 4,485,506,232.62 | 4,520,335,407.96 | 5,506,702.10 | 4,525,842,110.06 |
| | | | | | | -12,407,389.35 | | | | 5,868,545,988.62 | 5,856,138,599.27 | 19,314,534.88 | 5,875,453,134.15 |
| | -17,485,676.00 | | | -482,574,035.25 | -500,059,711.25 | | | | | | | 1,941,199.07 | 1,941,199.07 |
| 1 | | | | | | | | | | | | 1,941,199.07 | 1,941,199.07 |
| 2 | | | | | | | | | | | | | |
| 3 | | | | | | | | | | | | | |
| 4 | -17,485,676.00 | | | -482,574,035.25 | -500,059,711.25 | | | | | | | | |
| | | | | | | | | | | -1,383,039,756.00 | -1,383,039,756.00 | -14,142,695.44 | -1,397,182,451.44 |
| 1 | | | | | | | | | | | | | |
| 2 | | | | | | | | | | | | | |

2024

3

-1,383,039,756.00 -1,383,039,756.00 -14,142,695.44 -1,397,182,451.44

4

1

2

3

4

5

6

45,488,046.15 45,488,046.15 45,488,046.15

1

83,884,085.07 83,884,085.07 83,884,085.07

| | 2025 | | | | | | | | | | | |
|---|------------------|--|--|--|------------------|----------------|---------------|---------------|------------------|------------------|--|-------------------|
| | | | | | | | | | | | | |
| | | | | | | | | | | | | |
| | | | | | | | | | | | | |
| 1 | | | | | | | | | | | | |
| 2 | | | | | | | | | | | | |
| 3 | | | | | | | | | | | | |
| 4 | | | | | | | | | | | | |
| 5 | | | | | | | | | | | | |
| 6 | | | | | | | | | | | | |
| | | | | | | | | 9,857,136.68 | | | | 9,857,136.68 |
| 1 | | | | | | | | 14,312,971.32 | | | | 14,312,971.32 |
| 2 | | | | | | | | -4,455,834.64 | | | | -4,455,834.64 |
| | | | | | 32,921.05 | | | | | | | 32,921.05 |
| | 3,073,421,680.00 | | | | 2,871,264,474.99 | 556,161,195.70 | 36,492,554.43 | 29,335,599.82 | 1,545,453,678.00 | 6,065,699,210.72 | | 13,065,506,002.26 |

| | 2024 | | | | | | | | | | | |
|--|------------------|--|--|--|------------------|----------------|------------|---------------|------------------|------------------|--|-------------------|
| | | | | | | | | | | | | |
| | | | | | | | | | | | | |
| | | | | | | | | | | | | |
| | 3,090,907,356.00 | | | | 3,353,675,803.74 | 500,059,711.25 | 506,954.43 | 10,583,344.97 | 1,545,453,678.00 | 5,137,599,917.63 | | 12,638,667,343.52 |
| | | | | | | | | | | | | |
| | | | | | | | | | | | | |

| | 2024 | | | | | | | | | | | |
|-----|------------------|--|--|--|------------------|-----------------|------------|---------------|------------------|-------------------|--|-------------------|
| | | | | | | | | | | | | |
| | | | | | | | | | | | | |
| | 3,090,907,356.00 | | | | 3,353,675,803.74 | 500,059,711.25 | 506,954.43 | 10,583,344.97 | 1,545,453,678.00 | 5,137,599,917.63 | | 12,638,667,343.52 |
| " " | -17,485,676.00 | | | | -482,444,249.80 | -500,059,711.25 | | 8,895,118.17 | | 1,343,553,631.44 | | 1,352,578,535.06 |
| | | | | | | | | | | 2,726,593,387.44 | | 2,726,593,387.44 |
| | -17,485,676.00 | | | | -482,574,035.25 | -500,059,711.25 | | | | | | |
| 1 | | | | | | | | | | | | |
| 2 | | | | | | | | | | | | |
| 3 | | | | | | | | | | | | |
| 4 | -17,485,676.00 | | | | -482,574,035.25 | -500,059,711.25 | | | | | | |
| | | | | | | | | | | -1,383,039,756.00 | | -1,383,039,756.00 |
| 1 | | | | | | | | | | | | |
| 2 | | | | | | | | | | -1,383,039,756.00 | | -1,383,039,756.00 |
| 3 | | | | | | | | | | | | |
| | | | | | | | | | | | | |
| 1 | | | | | | | | | | | | |
| 2 | | | | | | | | | | | | |
| 3 | | | | | | | | | | | | |

2024

4

1999 9

2009 11 17

1999 4 5

91330000712560575G

3,073,421,680.00

3,073,421,680

1

A 36,559,752

A 3,036,861,928

2004 6 25

2026 4 14 S

1

2

12

1

è]

3


12

12

4

NHU

5



6

1

" "

3

4

8

1

2

9

10

1

2

"

"

"

"

"

"

11

1

2

1

2

3

4

12

12

12

12

12

1

2

1

1
2
3
4
5

12

12

7

8

12

ê

14

1

2

22 —

22 —

3

20% 20% 50%

20%

4

20

15

1

2

| | | | % | % |
|--|--|------|---|-------------|
| | | 7-70 | 5 | 13.57-1.36 |
| | | 5-10 | 5 | 19.00-9.50 |
| | | 5-15 | 5 | 19.00-6.33 |
| | | 5-7 | 5 | 19.00-13.57 |

3

20

4

20

19

20

21

22

1

" " " "

2

3

24

1

2

A

B

C

D

E

F

3

4

È

25

1

2

FOB CIF

DDP

3

2

1

2

22 ---

30

1

13 —

2

3

20

31

2022 136

" "

" "

32

33

1

2

1

2023 2025

2025 15%

GR202333009429

(G 533006963)

2025 2027

2025

15%

(GR202337003609)

2023 2025

2025

15%

(GR202437003425)

2024 2026

2025


15%

| | | |
|--|------------------|------------|
| | | |
| | 2,155,061,842.34 | |
| | 2,168,275,092.55 | 745,816.34 |

3**1**

| | |
|--|----------------|
| | |
| | 292,562,093.90 |
| | 292,562,093.90 |

+



| | | | | | | |
|--|----------------|--|---------------|--------------|--|----------------|
| | | | | | | |
| | | | | | | |
| | 199,944,464.62 | | 19,372,089.95 | 1,828,484.21 | | 178,743,890.46 |

4

| | |
|--|--------------|
| | |
| | 1,828,484.21 |

5


| | | | |
|--|----------------|--------|---------------|
| | | | |
| | 262,924,296.19 | 7.49% | 13,146,214.81 |
| | 140,663,508.56 | 4.01% | 7,033,175.43 |
| | 95,606,321.85 | 2.72% | 4,780,316.09 |
| | 79,238,962.88 | 2.26% | 3,961,948.14 |
| | 71,128,409.92 | 2.03% | 3,556,420.50 |
| | 649,561,499.40 | 18.51% | 32,478,074.97 |

5

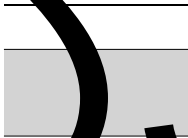
1

| | | |
|--|----------------|----------------|
| | | |
| | 813,062,385.73 | 523,913,135.22 |
| | 813,062,385.73 | 523,913,135.22 |

2



6,774,582.72



1

1-2

2-3

3



2

30

034824

5



| | | | | |
|------------------------------|----------------|---|--------|--------------|
| () | 171,169,565.68 | 1 | 59.43% | 1,711,695.66 |
| Servicio de Administrativ | | | | |



| | | / / |
|--|--|-----|
| | | |

9

| | 34,481,204.44 | 28,566,490.04 |
|--|---------------|---------------|
| | 14,539,548.75 | 2,184,667.56 |
| | 4,306,345.86 | 4,885,881.13 |
| | 534,863.03 | |
| | 1,175,757.55 | 332,593.36 |
| | 55,037,719.63 | 35,969,632.09 |

10

| | 7,790,147.55 | 7,790,147.55 | | | | | | |
|--|---------------|---------------|---------------|--|---------------|--|--|--|
| | 52,336,000.00 | 11,708,000.00 | 40,628,000.00 | | 40,628,000.00 | | | |
| | 60,126,147.55 | 19,498,147.55 | 40,628,000.00 | | 40,628,000.00 | | | |

11

| | 358,644,929.90 | | | | 21,082,727.75 | | | | | 38,397,700.07 | 418,125,357.72 |
|------------|----------------|--|--|--|----------------|--|--|---------------|--|---------------|----------------|
| | 358,644,929.90 | | | | 21,082,727.75 | | | | | 38,397,700.07 | 418,125,357.72 |
| | 36,570,912.79 | | | | 11,732,612.26 | | | | | -2,894,464.62 | 45,409,060.43 |
| | 302,422,406.40 | | | | 62,291,235.14 | | | 25,920,000.00 | | 32,921.05 | 338,826,562.59 |
| | 129,803,674.22 | | | | 7,644,670.67 | | | 12,250,000.00 | | 3,226,287.09 | 128,424,631.98 |
| CysBio ApS | 28,785,541.95 | | | | -1,367,337.28 | | | | | -617,267.47 | 26,800,937.20 |
| | 4,022,621.53 | | | | -856,559.31 | | | | | | 3,166,062.22 |
| | 5,012,061.57 | | | | -414,124.28 | | | | | | 4,597,937.29 |
| | 506,617,218.46 | | | | 79,030,497.20 | | | 38,170,000.00 | | -252,523.95 | 547,225,191.71 |
| | 865,262,148.36 | | | | 100,113,224.95 | | | 38,170,000.00 | | 38,145,176.12 | 965,350,549.43 |

12

| | | |
|--|-------------------|-------------------|
| | | |
| | 20,298,898,673.14 | 21,915,984,823.43 |
| | | |
| | 20,298,898,673.14 | 21,915,984,823.43 |

1

| | | | | | |
|-------------------|------------------------------|----------------------------|----------------------------|---------------|-------------------|
| 1. | 8,454,066,940.85 | 264,629,823.65 | 23,279,364,467.73 | 28,462,249.11 | 32,026,523,481.34 |
| 2. | 77,615,851.00 | 33,492,710.58 | 533,602,477.17 | 6,121,869.13 | 650,832,907.88 |
| 1 | 51,179,741.83 | 25,829,416.47 | 130,917,243.91 | 6,121,869.13 | 214,048,271.34 |
| 2 | 26,436,109.17 | 7,663,294.11 | 402,685,233.26 | 3' '38 - | 436,784,636.54 |
| 33 ₃ - | | | | | |
| 3. | 14,382,203.51 | 1,988,376.77 | 99,600,318.54 | 3,934,735.76 | 119,905,634.58 |
| 1 | 14,382,203.51 | 1,988,376.77, ³ | ³ 99,600,318.54 | 3,934,735.76 | 119,905,634.58 |
| 4. | 8,517,300,588.34 | 296,134,157.46 | 23,713,366,626.36 | 30,649,382.48 | 32,557,450,754.64 |
| 1. | 1,307,579,725.86 | 184,226,362.77 | 8,542,577,649.57 | 14,670,898.44 | 10,049,054,636.64 |
| 2. | 236,637,223.24 | 26,535,304.69 | 1,950,601,946.21 | 3,302,757.89 | 2,217,077,232.03 |
| 1 | 236,637,223.24 | 26,535,304.69 | 1,950,601,946.21 | 3,302,757.89 | 2,217,077,232.03 |
| 3. | 161,125.11 | 1,818,919.55 | 63,597,993.04 | 3,067,959.97 | 68,645,997.67 |
| 1 | 161,125.11 | 1,818,919.55 | 63,597,993.04 | 3,067,959.97 | 68,645,997.67 |
| 4. | 1,544,055,825.590 | | | | |

2

| | 158,636,051.48 | 53,607,020.23 | 20,975,435.81 | 84,053,595.44 | |
|--|----------------|----------------|---------------|----------------|--|
| | 61,533.61 | 48,013.84 | 2,420.51 | 11,099.26 | |
| | 462,985,438.79 | 367,373,435.44 | 6,395,073.82 | 89,216,929.53 | |
| | 621,683,023.88 | 421,028,469.51 | 27,372,930.14 | 173,281,624.23 | |

3

| | | 42,553,480.09 |
|--|--|---------------|
| | | 42,553,480.09 |

4

12.16

1

| | | 183,041,766.17 | | 183,041,766.17 | 24,534,038.09 | 24,534,038.09 |
|------|-------|----------------|--------------|----------------|----------------|----------------|
| | | 80,059,496.68 | | 80,059,496.68 | | |
| 615 | 1500 | 79,928,124.42 | | 79,928,124.42 | 68,706,885.55 | 68,706,885.55 |
| | 20000 | 52,444,438.35 | | 52,444,438.35 | 49,623,769.12 | 49,623,769.12 |
| 663 | | 28,245,872.53 | | 28,245,872.53 | | |
| CH | | 24,294,749.08 | | 24,294,749.08 | | |
| | | 21,521,655.66 | | 21,521,655.66 | | |
| | | 17,291,367.93 | | 17,291,367.93 | | |
| 1500 | / | | | | 55,770,423.77 | 55,770,423.77 |
| | | | | | 37,142,112.68 | 37,142,112.68 |
| | 1000 | | | | 33,944,620.16 | 33,944,620.16 |
| 520 | | | | | 24,035,797.86 | 24,035,797.86 |
| 2024 | | | | | 16,854,381.08 | 16,854,381.08 |
| | | 264,583,913.74 | 6,294,033.70 | 258,289,880.04 | 260,998,615.37 | 260,998,615.37 |
| | | 751,411,384.56 | 6,294,033.70 | 745,117,350.86 | 571,610,643.68 | 571,610,643.68 |

2

| | | 403,624.00 | 24,534,038.09 | 158,507,728.08 | | 183,041,766.17 | 4.53% | 5.00% | 920,660.51 | 920,660.51 | 2.67% |
|-----|------|------------|---------------|----------------|--|----------------|--------|--------|------------|------------|-------|
| 615 | 1500 | 11,687.27 | 68,706,885.55 | 11,221,238.87 | | 79,928,124.42 | 68.39% | 95.00% | | | |

| | | | | | | | | | | |
|--------|------------|----------------|----------------|---------------|----------------|--------|---------|------------|-----------|-------|
| 1500 / | 7,966.00 | 55,770,423.77 | 9,391,977.90 | 65,162,401.67 | | 81.80% | 100.00% | 260,402.18 | 51,535.30 | 0.23% |
| | 423,277.27 | 149,011,347.41 | 179,120,944.85 | 65,162,401.67 | 262,969,890.59 | | | | 1,181.0 | |

14

1

| | |
|----|--------------|
| | |
| 1. | 16,612,419.8 |

2022

2025

| | | | | | |
|----|----------------|---------------|---------------|---------------|----------------|
| 1 | 53,051,813.95 | 3,099,369.82 | 9,689,985.35 | 9,099,558.32 | 75,240,727.44 |
| | 159,392.92 | | | | 159,392.92 |
| 1 | 159,392.92 | | | | 159,392.92 |
| 4. | 368,751,262.88 | 14,537,023.90 | 23,020,636.25 | 40,089,748.05 | 446,398,671.08 |
| 1. | 2,40 553,88 | | | | |

92

၁၄

1700V

4

| | | | | | | | |
|---|----------------|----------------|--|--|--|--|--|
| | | | | | | | |
| NHU/Chr. Olesen Latin America A/S | 99,354,593.97 | 630,354,470.10 | | | | | |
| Bardoterminal GmbH | 2,959,099.56 | 106,318,907.20 | | | | | |
| | 102,313,693.53 | 736,673,377.30 | | | | | |

17

| | | | | |
|--|---------------|--|---------------|---------------|
| | | | | |
| | 5,086,726.47 | | 3,844,246.82 | 1,242,479.65 |
| | 27,972,854.42 | | 9,738,233.64 | 18,234,620.78 |
| | 33,059,580.89 | | 13,582,480.46 | 19,477,100.43 |

18

/

1

| | | | | |
|--|----------------|---------------|----------------|---------------|
| | | | | |
| | 109,470,361.07 | 17,528,759.54 | 82,764,678.65 | 13,331,701.98 |
| | 93,256,153.83 | 13,988,423.06 | 106,224,182.31 | 15,933,627.32 |
| | 166,211,235.01 | 24,931,685.24 | 182,140,134.06 | 27,321,020.11 |
| | 45,143,439.52 | 6,771,515.93 | | |
| | 2,603,650.85 | 390,547.63 | 2,715,619.54 | 407,342.93 |
| | 416,684,840.28 | 63,610,931.40 | 373,844,614.56 | 56,993,692.34 |

2

| | | | | |
|--|------------------|----------------|------------------|----------------|
| | | | | |
| | 1,368,856,067.79 | 205,351,881.78 | 1,544,604,208.17 | 241,027,455.22 |
| | 42,336,000.00 | 6,350,400.00 | | |



19

| | 10,488,933.12 | | 10,488,933.12 | 12,404,429.26 | | 12,404,429.26 |
|--|------------------|--|------------------|----------------|--|----------------|
| | 65,263,600.00 | | 65,263,600.00 | 72,113,200.00 | | 72,113,200.00 |
| | 411,144,444.44 | | 411,144,444.44 | | | |
| | 518,405,000.00 | | 518,405,000.00 | | | |
| | 471,339,952.22 | | 471,339,952.22 | 75,146,826.14 | | 75,146,826.14 |
| | 1,476,641,929.78 | | 1,476,641,929.78 | 159,664,455.40 | | 159,664,455.40 |

20

2 a ~

9

| | | |
|--|----------------|----------------|
| | | |
| | 10,261,587.70 | 9,574,906.77 |
| | 131,685,145.99 | 122,424,090.50 |

26

| | | |
|--|----------------|----------------|
| | | |
| | 294,819,090.20 | 237,013,669.77 |
| | 294,819,090.20 | |

...} ил

| | | |
|--|--------------|--------------|
| | | |
| | 2,500,183.66 | 3,584,791.02 |

33

| | | | | | |
|--|------------------|---------------|----------------|----------------|----|
| | | | | | |
| | 1,025,834,591.04 | 17,101,726.21 | 143,504,568.66 | 899,431,748.59 | |
| | | 6,576,000.00 | | 6,576,000.00 | |
| | 1,025,834,591.04 | 23,677,726.21 | 143,504,568.66 | 906,007,748.59 | -- |

34

| | | | | | | |
|--|------------------|-----|--|--|--|------------------|
| | | + - | | | | |
| | | | | | | |
| | 3,073,421,680.00 | | | | | 3,073,421,680.00 |

35

| | | | | |
|--|------------------|--------------|--|------------------|
| | | | | |
| | 2,854,024,919.08 | | | 2,854,024,919.08 |
| | 278,495,049.34 | 3,163,285.07 | | 281,658,334.41 |
| | 3,132,519,968.42 | 3,163,285.07 | | 3,135,683,253.49 |

3,163,285.07

36

| | | | |
|--|--|----------------|----------------|
| | | | |
| | | 556,161,195.70 | 556,161,195.70 |
| | | 556,161,195.70 | 556,161,195.70 |

37

| | | | | | | 35,985,600.00 | | 35,985,600.00 |
|--|---------------|--|--|--|--|----------------|--|---------------|
| | | | | | | 35,985,600.00 | | 35,985,600.00 |
| | 91,513,343.50 | | | | | -59,755,446.78 | | 31,757,896.72 |
| | 506,954.43 | | | | | | | 506,954.43 |
| | 91,006,389.07 | | | | | -59,755,446.78 | | 31,250,942.29 |
| | 91,513,343.50 | | | | | -23,769,846.78 | | 67,743,496.72 |

38

| | 106,348,864.91 | 102,722,700.09 | 47,015,191.42 | 162,056,373.58 |
|--|----------------|----------------|---------------|----------------|
| | 106,348,864.91 | 102,722,700.09 | 47,015,191.42 | 162,056,373.58 |

1) 1,000 4.5% 2) 1,000
 1 2.25% 3) 1 10 0.55% 4) 10
 0.2%

1) 1,000 3% 2) 1,000
 1 1.5% 3) 1 10 1% 4) 10 50

0.8% 5) 50 100 0.6% 6) 100
0.2%

39

| | | | | |
|--|------------------|--|--|------------------|
| | | | | |
| | 1,545,453,678.00 | | | 1,545,453,678.00 |
| | 1,545,453,678.00 | | | 1,545,453,678.00 |

10%

50%

40

| | | | |
|--|--|-------------------|-------------------|
| | | | |
| | | 21,375,740,194.12 | 16,890,233,961.50 |

| | | |
|--|-------------------|-------------------|
| | | |
| | | |
| | | |
| | 14,784,368,525.95 | 7,721,928,084.89 |
| | 3,865,554,569.03 | 1,811,221,331.14 |
| | 2,114,793,685.42 | 1,490,792,237.71 |
| | 1,480,475,260.47 | 1,286,322,589.32 |
| | 22,245,192,040.87 | 12,310,264,243.06 |
| | | |
| | | |
| | 9,314,313,013.91 | 6,055,868,405.72 |
| | 12,930,879,026.96 | 6,254,395,837.34 |
| | 22,245,192,040.87 | 12,310,264,243.06 |
| | | |
| | | |
| | 22,245,192,040.87 | 12,310,264,243.06 |
| | 22,245,192,040.87 | 12,310,264,243.06 |
| | | |
| | | |
| | 16,954,758,364.69 | 9,388,420,118.12 |
| | 5,290,433,676.18 | 2,921,844,124.94 |
| | 22,245,192,040.87 | 12,310,264,243.06 |

3,744,465,477.36

3,744,465,477.36

2026

42

| | | |
|--|---------------|---------------|
| | | |
| | 92,006,999.82 | 76,045,794.92 |
| | 70,854,520.57 | 57,219,416.96 |
| | 46,308,736.93 | 50,835,205.44 |
| | 46,962,160.65 | 51,508,833.39 |
| | 43,007.54 | 55,046.69 |

| | | |
|--|---------------|---------------|
| | | |
| | 14,805,556.08 | 12,705,079.71 |
| | 3,412,964.06 | 2,277,631 |

46

| | | |
|-------|-----------------|----------------|
| | | |
| | 223,176,363.34 | 282,180,513.56 |
| | 78,265,146.31 | 126,041,480.98 |
| " - " | -167,554,016.61 | 13,241,698.29 |
| | 7,896,377.82 | 8,667,110.78 |
| | -14,746,421.76 | 178,047,841.65 |

47

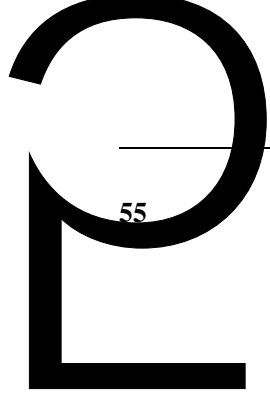
| | | |
|--|----------------|----------------|
| | | |
| | 143,504,568.66 | 138,798,244.94 |
| | 68,171,921.27 | 62,323,920.04 |
| | 39,464,749.68 | 65,698,515.38 |
| | 356,335.69 | |
| | 1,485,876.64 | 1,236,338.31 |
| | 252,983,451.94 | 268,057,018.67 |

48

| | | |
|--|-----------------|----------------|
| | | |
| | 67,412,145.59 | 17,475,998.10 |
| | 67,412,145.59 | 17,475,998.10 |
| | -120,803,315.72 | -31,076,479.29 |
| | -120,803,315.72 | -31,076,479.29 |
| | -53,391,170.13 | -13,600,481.19 |

49

| | | |
|--|----------------|----------------|
| | | |
| | 100,113,224.95 | 53,851,462.30 |
| | | 47,569,632.62 |
| | 8,993,269.40 | -23,323,516.77 |
| | 5,292,000.00 | |
| | -3.29 | -1,631,336.27 |
| | 26,161,672.54 | 808,128.72 |
| | 140,560,163.60 | 77,274,370.60 |



| | | |
|--|----------------|----------------|
| | | |
| | 26,226,481.41 | 1,068,383.22 |
| | 22,830,382.04 | 9,227,580.54 |
| | 223,269,199.26 | 317,657,192.98 |

| | | |
|--|----------------|----------------|
| | | |
| | 96,725,254.98 | 109,818,805.43 |
| | 104,807,216.66 | 106,142,740.79 |
| | 32,480,195.06 | 37,137,875.68 |
| | 41,106,582.37 | 18,421,398.35 |
| | 17,656,925.85 | 16,614,037.96 |
| | 30,561,498.47 | 18,007,434.45 |
| | 101,737,495.63 | 65,250,108.45 |
| | 425,075,169.02 | 371,392,401.11 |

2

| | | |
|--|------------------|----------------|
| | | |
| | 2,150,000,000.00 | 145,000,000.00 |
| | 8,800,000.00 | |
| | 875,023.57 | |
| | 854,699.63 | |
| | 2,160,529,723.20 | 145,000,000.00 |

| | | |
|--|------------------|------------------|
| | | |
| | 2,450,000,000.00 | 2,350,000,000.00 |
| | 73,078,435.40 | |
| | 221,221.57 | |
| | | 8,800,000.00 |
| | | 5,250,160.00 |
| | | 6,456.43 |
| | 2,523,299,656.97 | 2,364,056,616.43 |

3

| | | |
|--|--|----------------|
| | | |
| | | 108,750,334.91 |
| | | 108,750,334.91 |

| | |
|--|-------------|
| | 556,161,111 |
|--|-------------|

| |
|--|
| |
|--|

| | | |
|---|------------------|------------------|
| | | |
| | | |
| | | |
| 3 | | |
| | 7,819,707,489.01 | 5,521,452,666.47 |
| | 5,521,452,666.47 | 4,446,570,415.30 |
| | | |
| | | |
| | 2,298,254,822.54 | 1,074,882,251.17 |

2

| | | |
|---|------------------|-----------------------------------|
| | | |
| | 7,819,707,489.01 | 5,521,452,666.47 |
| | 19,519.80 | 12,825.19 |
| | 7,819,579,040.64 | 5,521,431,438.36 |
| | 108,928.57 | 8,402.92 |
| | 7,819,707,489.01 | 5,521,452,666.47 |
| 3 | à È . | à ~ 231,285,799.32 464,483,762.87 |

4.45.75

| | | | |
|--|----------------|------------------|--|
| | | | |
| | 4,774.98 | | |
| | | 8,800,000.00 | |
| | | 875,023.57 | |
| | | 854,699.63 | |
| | 146,562,642.16 | 2,415,052,139.18 | |

1532200

59

16533225185

1

| | | | |
|--|-------------------|------------|------------------|
| | | | |
| | | | 371,201,044.48 |
| | 27,940,853.92 | 7.028800 | 196,390,674.03 |
| | 15,972,859.93 | 8.235500 | 131,544,487.95 |
| | 261,755.73 | 0.903220 | 236,423.01 |
| | 226,714,915.61 | 0.044797 | 10,156,148.07 |
| | 26,767.81 | 9.434600 | 252,543.58 |
| | 16,256,967.16 | 1.279500 | 20,800,789.48 |
| | 11,286,081.13 | 0.389880 | 4,400,217.31 |
| | 21,443.17 | 1.949700 | 41,807.75 |
| | 134,171.03 | 5.458600 | 732,385.98 |
| | 22,593,558.13 | 0.163140 | 3,685,913.07 |
| | 11,091,909,659.00 | 0.00026683 | 2,959,654.25 |
| | | | 2,266,311,289.89 |
| | 238,969,263.46 | 7.028800 | 1,679,667,159.01 |
| | 53,823,909.31 | 8.235500 | 443,266,805.12 |
| | 1,287,629.56 | 9.434600 | 12,148,269.85 |
| | 100,772,464.55 | 1.279500 | 128,938,368.39 |
| | 8,584,820,000.00 | 0.00026683 | 2,290,687.52 |
| | | | 18022,33 7782 |

| | | | |
|--|----------------|------------|----------------|
| | | | |
| | 5,014,198.39 | 8.235500 | 41,294,430.84 |
| | 116,313,286.00 | 0.044797 | 5,210,486.27 |
| | 27,000,000.00 | 0.00026683 | 7,204.41 |
| | 63,950,152.03 | 1.279500 | 81,824,219.52 |
| | 71,252,371.51 | 0.389880 | 27,779,874.60 |
| | 54,829.67 | 5.458600 | 299,293.24 |
| | 1,703,776.42 | 0.163140 | 277,954.09 |
| | | | 6,601,916.97 |
| | 342,924.66 | 8.235500 | 2,824,156.04 |
| | 3,428,717.49 | 1.101800 | 3,777,760.93 |
| | | | 272,159,606.35 |
| | 17,313,133.06 | 7.028800 | 121,690,549.65 |
| | 16,869,746.00 | 8.235500 | 138,930,793.18 |
| | 1,527,504.00 | 0.044797 | 68,427.60 |
| | 120,041.90 | 1.101800 | 132,262.17 |
| | 5,283,586.32 | 1.279500 | 6,760,348.70 |
| | 11,104,130.97 | 0.389880 | 4,329,278.58 |
| | 661,470,000.00 | 0.00026683 | 176,500.04 |
| | 437,945.48 | 0.163140 | 71,446.43 |
| | | | 207,253,606.99 |
| | 2,025,276.22 | 7.028800 | 14,235,261.50 |
| | 14,663,343.69 | 8.235500 | 120,759,966.96 |
| | 100,000,000.00 | 0.044797 | 4,479,700.00 |
| | 3,000.00 | 0.903220 | 2,709.66 |
| | 27.00 | 0.00026683 | 0.01 |
| | 52,709,668.78 | 1.279500 | 67,442,021.20 |
| | 35,982.40 | 5.458600 | 196,413.53 |
| | 843,043.60 | 0.163140 | 137,534.13 |
| | | | 9,013,525.20 |
| | 88,709.59 | 7.028800 | 623,521.97 |
| | 973,203.33 | 8.235500 | 8,014,816.02 |
| | 293,229.55 | 1.279500 | 375,187.21 |

2

60

1

1

14

2

29

| | | |
|--|--------------|--------------|
| | | |
| | 4,663,639.61 | 3,544,502.58 |
| | 4,663,639.61 | 3,544,502.58 |

3

| | | |
|--|--------------|---------------|
| | | |
| | 212,547.15 | 288,503.24 |
| | 6,802,694.48 | 14,303,937.12 |

4

29

2

| | | |
|--|--------------|--|
| | | |
| | 6,169,839.71 | |
| | 6,169,839.71 | |

| | | |
|--|--------------|--------------|
| | | |
| | | |
| | 1,371,619.12 | 1,028,642.20 |
| | 623,853.21 | 330,275.23 |
| | 293,577.98 | 330,275.23 |
| | 2,289,050.31 | 1,689,192.66 |

1

2

| | | | | | | | |
|--|------------------|---------------|--|----------------|--|----------------|---|
| | | | | | | | / |
| | 1,025,834,591.04 | 17,101,726.21 | | 143,504,568.66 | | 899,431,748.59 | |
| | | 6,576,000.00 | | | | 6,576,000.00 | |
| | 1,025,834,591.04 | 23,677,726.21 | | 143,504,568.66 | | 906,007,748.59 | |

3

| | | |
|--|----------------|----------------|
| | | |
| | 143,504,568.66 | 138,798,244.94 |
| | 68,171,921.27 | 62,323,920.04 |
| | | 10,691,017.53 |
| | 211,676,489.93 | 211,813,182.51 |

1

1

1

18.51% 2024 28.57%
83.54% 2024 86.24%

2

| | | | | | | |
|------------------|----|----|------------------|------|----|----|
| 2025 | 12 | 31 | 5,685,241,467.24 | 2024 | 12 | 31 |
| 4,534,009,205.93 | | | 50 | | | |

59

2

1

1

2

2

3

| | | |
|--|--|----------------|
| | | |
| | | 13,213,250.21 |
| | | 0.00 |
| | | 8,993,269.40 |
| | | -58,453,012.47 |

3

1

| | | | | |
|--|--|------------------|--|--|
| | | | | |
| | | 1,026,408,996.70 | | |
| | | 1,026,408,996.70 | | |

2

| | | | |
|--|--|------------------|-------|
| | | | |
| | | 1,026,408,996.70 | -3.29 |
| | | 1,026,408,996.70 | -3.29 |

3

1

| | -- | -- | -- | -- |
|----|----|------------------|----------------|------------------|
| | | 2,168,275,092.55 | | 2,168,275,092.55 |
| 1. | | 2,168,275,092.55 | | 2,168,275,092.55 |
| 1 | | 13,213,250.21 | | 13,213,250.21 |
| 2 | | 2,155,061,842.34 | | 2,155,061,842.34 |
| | | | 813,062,385.73 | 813,062,385.73 |
| | | | 60,126,147.55 | 60,126,147.55 |
| | | 2,168,275,092.55 | - 3,188,533.28 | 3,041,463,625.- |
| | -- | -- | -- | -- |

2**3**

1

2

1

2

1 1

3

| CysBio ApS | |
|------------|--|
| | |
| | |

4

5

1

/

| | | |
|----------------|----------------|----------------|
| 220,300,804.01 | 235,000,000.00 | 262,798,027.33 |
| 280,741,663.36 | 320,000,000.00 | |
| 48,466,181.37 | | 101,971,070.78 |
| 502,920.34 | 68,000,000.00 | 1,276,976.10 |
| 1,618,775.75 | | 1,613,799.89 |
| 1,054,756.53 | | 1,047,605.30 |
| 131,481.23 | | 51,634.62 |
| 199,560.00 | | 199,560.00 |
| 5,728.00 | | 57,124.58 |
| | | 226,858.68 |
| | 3,300,000.00 | 215,267.33 |
| 36,693.35 | | 47,917.91 |

/

| | |
|----------------|----------------|
| 145,677,070.30 | 131,826,245.23 |
| 35,117.22 | 20,059.77 |

3

| | | |
|--|---------------|---------------|
| | | |
| | 26,364,098.75 | 31,615,876.34 |

4

:

NHU EUROPE GMBH

181,953,835.01

41,044,323.40

6**1**

| | | | | |
|--|--|--|--|--|
| | | | | |
|--|--|--|--|--|

47,131,641.33 2,356,582.07 33,814,553.47 1,690,727.67

~~435,187,164.33~~ 2,356,582.07 33,814,553.47 1,690,727.67

2,514,698.55 125,734.93 2,000,000.00 100,000.00

20,000.00 4,000.00 20,000.00 1,000.00

2,534,698.55 129,734.93 2,020,000.00 101,000.00



| | |
|----------------|----------------|
| | 14,700.89 |
| 223,396,226.42 | 134,732,928.25 |
| 3,740.00 | 4, |

| | | 10,000,000.00 | 6.9935 | 2026/2/12 |
|-----|--|---------------|--------|-----------|
| | | 10,000,000.00 | 6.9893 | 2026/2/26 |
| | | 10,000,000.00 | 6.9850 | 2026/3/5 |
| | | 10,000,000.00 | 6.9800 | 2026/3/19 |
| | | 10,000,000.00 | 6.9782 | 2026/3/26 |
| EUR | | 5,000,000.00 | 8.2387 | 2026/1/22 |
| | | 5,000,000.00 | 8.2366 | 2026/2/12 |
| | | 5,000,000.00 | 8.2354 | 2026/2/26 |
| | | 5,000,000.00 | 8.2338 | 2026/3/18 |
| | | 5,000,000.00 | 8.2332 | 2026/3/26 |

2

2025 12 31

| | | | USD | 16,710.00 |
|--|--|--|-----|--------------|
| | | | USD | 36,540.00 |
| | | | USD | 6,195.00 |
| | | | CNY | 1,004,364.00 |
| | | | | 1,004,364.00 |

3

2025 12 31

| | | JPY180,000,000.00 | |
|--|--|-------------------|--|
| | | USD393,604.20 | |
| | | USD513,673.36 | |
| | | CNY100,000,000.00 | |
| | | CNY100,000,000.00 | |
| | | CNY50,000,000.00 | |

| | | CNY100,000,000.00 | |
|--|--|-------------------|------------|
| | | CNY 50,000,000.00 | |
| | | JPY6,830,000.00 | 370,000.00 |

4 " "

2025 12 31

135,353,157.67

38,900,815.38

5 2025 12 31

2

1

3

2025 12 31

1

3,070,283,398

10

8.00

0

3,073,421,680

3,138,282

2

| | | | | |
|--|-------------------|------------------|------------------|-------------------|
| | | | | |
| | 20,759,587,241.63 | 2,330,132,824.17 | 838,358,185.22 | 22,251,361,880.58 |
| | 20,756,826,194.27 | 2,313,269,346.84 | 824,903,500.24 | 22,245,192,040.87 |
| | 11,482,278,192.99 | 1,661,214,472.55 | 832,684,675.65 | 12,310,807,989.89 |
| | 42,463,859,918.64 | 4,352,733,168.26 | 1,210,143,281.42 | 45,606,449,805.48 |
| | 12,090,304,521.30 | 1,820,185,990.99 | 1,264,956,114.05 | 12,645,534,398.24 |

2

1

2025 12 10

2025 12 26

2025

()

2025 12 31

58,014.63

2

| | | | | | | | | | |
|------------------|---------|---------------|-------|------------------|------------------|---------|---------------|-------|------------------|
| 1,149,760,310.62 | 100.00% | 57,488,015.53 | 5.00% | 1,092,272,295.09 | 1,531,673,396.24 | 100.00% | 76,583,669.81 | 5.00% | 1,455,089,726.43 |
| 1,149,760,310.62 | 100.00% | 57,488,015.53 | 5.00% | 1,092,272,295.09 | 1,531,673,396.24 | 100.00% | 76,583,669.81 | 5.00% | 1,455,089,726.43 |

| | | | |
|---|------------------|--------|---------------|
| | | | |
| 5 | 13,914,624.00 | 1.21% | 695,731.20 |
| | 1,027,306,204.00 | 89.35% | 51,365,310.20 |

2

| | | |
|--|----------------|------------------|
| | | |
| | 476,588,831.47 | 1,008,085,932.79 |
| | 476,588,831.47 | 1,008,085,932.79 |

1

1

| | | |
|--|----------------|------------------|
| | | |
| | 448,209,083.34 | 995,850,000.00 |
| | 13,272,472.50 | 13,368,946.50 |
| | 30,199,388.70 | 41,117,094.74 |
| | 5,958,784.23 | 5,580,822.60 |
| | 4,567,180.89 | 3,670,632.73 |
| | 502,206,909.66 | 1,059,587,496.57 |

2

| | | | |
|---|-----|----------------|------------------|
| 1 | 1 | 483,399,289.58 | 1,044,830,990.72 |
| 1 | 2 | 4,555,904.23 | 1,070,952.85 |
| 2 | 3 | 566,162.85 | 325,560.47 |
| 3 | | 13,685,553.00 | 13,359,992.53 |
| | 3 4 | 325,560.47 | |
| | 5 | 13,359,992.53 | 13,359,992.53 |
| | | 502,206,909.66 | |

4

| | | 150,109,083.34 | 1 | 29.89% | 7,505,454.17 |
|---|---|----------------|---|--------|---------------|
| | | 125,000,000.00 | 1 | 24.89% | 6,250,000.00 |
| | | 99,900,000.00 | 1 | 19.89% | 4,995,000.00 |
| | | 40,000,000.00 | 1 | 7.96% | 2,000,000.00 |
| (|) | 30,199,388.70 | 1 | 6.01% | 301,993.89 |
| | | 445,208,472.04 | | 88.64% | 21,052,448.06 |

3



| | | | | |
|--|------------------|------------------|------------------|------------------|
| | | | | |
| | | | | |
| | 4,883,638,070.47 | 3,668,588,088.15 | 4,440,981,266.26 | 3,421,227,216.06 |

| | | |
|--|------------------|------------------|
| | | |
| | | |
| | | |
| | 4,731,696,580.42 | 3,584,969,769.24 |
| | 151,941,490.05 | 83,618,318.91 |
| | 4,883,638,070.47 | 3,668,588,088.15 |
| | | |
| | | |
| | 2,332,531,011.04 | 1,826,020,047.32 |
| | 2,551,107,059.43 | 1,842,568,040.83 |
| | 4,883,638,070.47 | 3,668,588,088.15 |
| | | |
| | | |
| | 4,883,638,070.47 | 3,668,588,088.15 |
| | 4,883,638,070.47 | 3,668,588,088.15 |

441,782,543.66

441,782,543.66

2026

5

| | | |
|--|----------------|----------------|
| | | |
| | 169,422,345.99 | 139,541,459.29 |
| | 21,370,189.39 | 26,652,714.85 |
| | 29,049,101.70 | 24,841,809.99 |
| | 29,619,201.79 | 23,030,174.05 |
| | 5,302,344.65 | 4,377,704.22 |
| | 9,753,786.62 | 6,097,626.64 |
| | 264,516,970.14 | 224,541,489.04 |

6

| | | |
|--|------------------|------------------|
| | | |
| | 1,600,000,000.00 | 2,050,000,000.00 |
| | 121,357,538.68 | 34,040,307.12 |
| | | 28,770,508.00 |
| | 5,292,000.00 | |
| | 26,403,753.44 | 61,948,639.60 |
| | 6,094,166.26 | |
| | 1,759,147,458.38 | 2,174,759,454.72 |

1

| | | |
|--|----------------|----|
| | | |
| | -12,973,451.08 | |
| | 85,292,283.03 | |
| | -18,236,228.19 | |
| | - | |
| | -6,124,604.34 | |
| | 16,961,183.62 | |
| | 4,736,065.54 | |
| | 26,260,750.26 | -- |

1 —

2

| | | / | / |
|--|--------|------|------|
| | 21.87% | 2.21 | 2.21 |
| | 21.79% | 2.20 | 2.20 |

3**1****2****3**